



# Maximising Microsoft 365 for Hospices

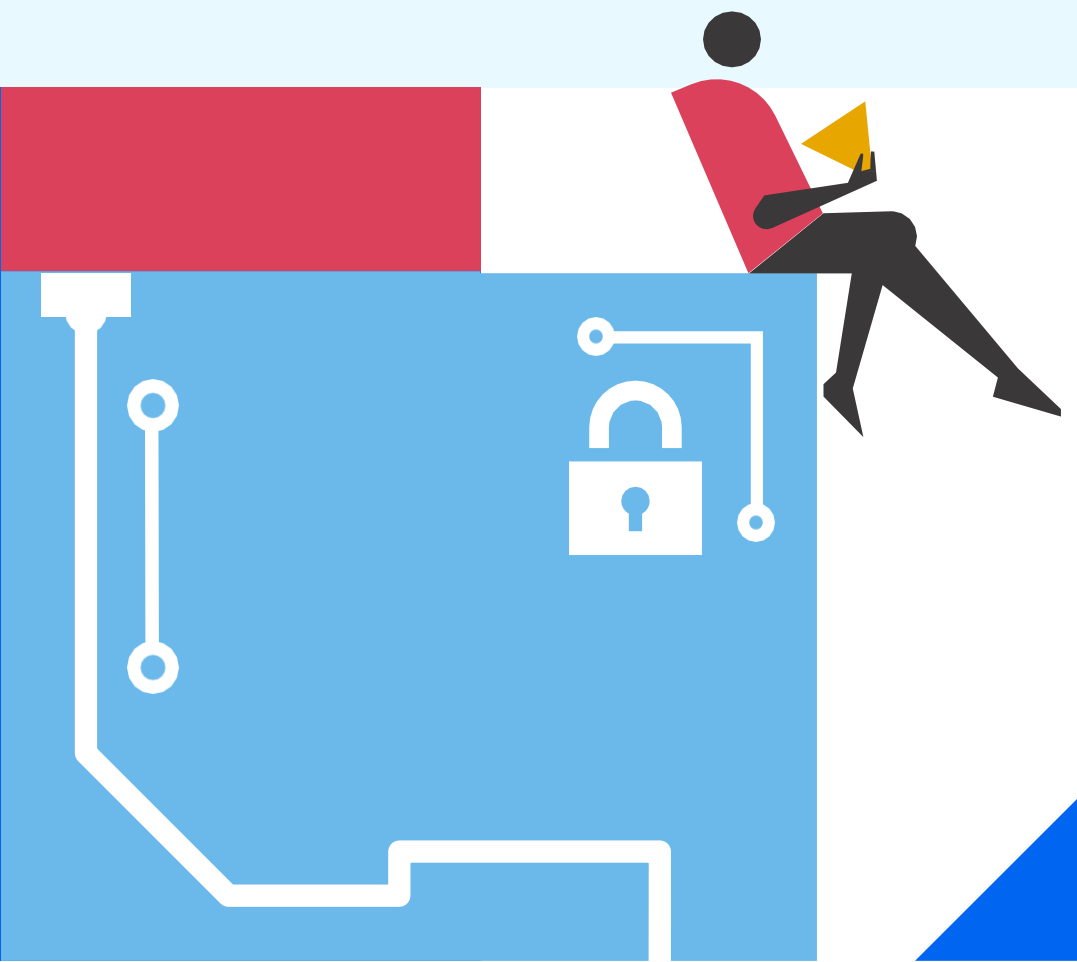
Episode 3: Power Up Your Hospice with the Power Platform



**Mike Owen,**  
Modern Workplace Director  
yoko:10



**Gavin Turnbull,**  
Managed Services Consultant  
Central Technology





# Central Technology – IT services for businesses across the UK

- Founded in 2002, with over 20 years' experience in IT Managed Services
- Working with over 30 hospices, charities and healthcare organisations since 2019
- Supporting organisations across the UK from our Head Office in Derbyshire, with additional branches in Leicester and Dorset
- Strategic, partnership approach to IT



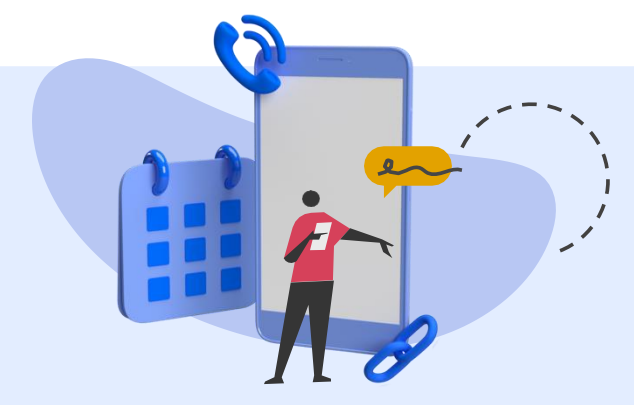
**IT Support**





**Cyber Security**



**Cloud Solutions**



**Communications**



# Agenda

Introduction to Microsoft Power Platform

---

Power Automate

---


Power Apps

---


Power BI

---

Live Q&A



# Introduction to Microsoft Power Platform





# Microsoft Power Platform



**Power Apps**



**Power Automate**




**Power BI**



**Power Pages**




**Copilot Studio**




# Power Platform Governance

Define a set of clear rules and guidelines for how people should use the Power Platform.



Establish an Environment Strategy



Planning Licenses & Capacity

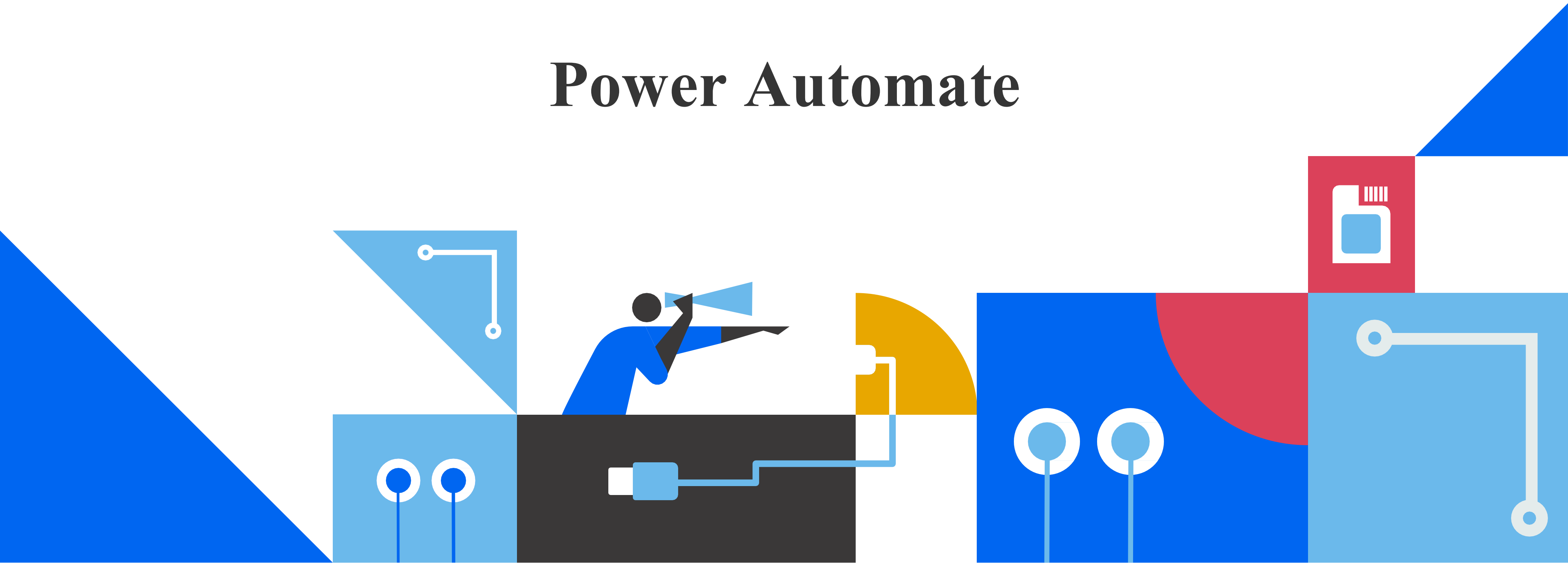


Data Loss Prevention Policies



Monitoring Usage & Alerts

# Power Automate





# What is Power Automate?

Microsoft's Workflow tool. Not just for SharePoint, most Microsoft 365 Apps can initiate processes.

- 01 Environments
- 02 Types of Workflows (Cloud, Desktop, Business Process Flows)
- 03 Triggers
- 04 Connectors
- 05 Actions (Built-in, Standard, Premium)



# Types of Trigger

There are 3 main ways of starting a workflow:



01

## Scheduled Flows

e.g. Overnight processes

02

## Instant Flows


e.g. on a selected item, or a manually started process

03

## Automated Flows

e.g. Item created or modified






# Connectors

A connector is a wrapper for an API to allow the underlying service to talk to Microsoft Power Automate. Provides a way for users to connect their accounts to the API in or to access to a set of pre-built actions and triggers to build workflows.

Connectors have 4 classes:

- Built-in
- Standard
- Premium
- Custom

[List of all Power Automate connectors | Microsoft Learn](#)



# Creating a Workflow

Get started from Power Automate, SharePoint or Microsoft Teams



Select “**Create**” then either;

- Select a **template** to start from or
- Start from a blank canvas



From a **List or Document Library**;

- Select “**Integrate**” not “**Automate**”
- Select a template that is close to your intended process



# How is it licensed?

Most Microsoft licenses will include basic entitlement to Power Automate

Licensing:	<b>Power Automate Standard</b>	<b>Power Automate Premium</b>	<b>Power Automate Process</b>	<b>Power Automate Hosted Process</b>
Pricing:	Included	£11.50 per user/month	£115.30 per bot/month	£165.30 per bot/month

# Power Automate Demo



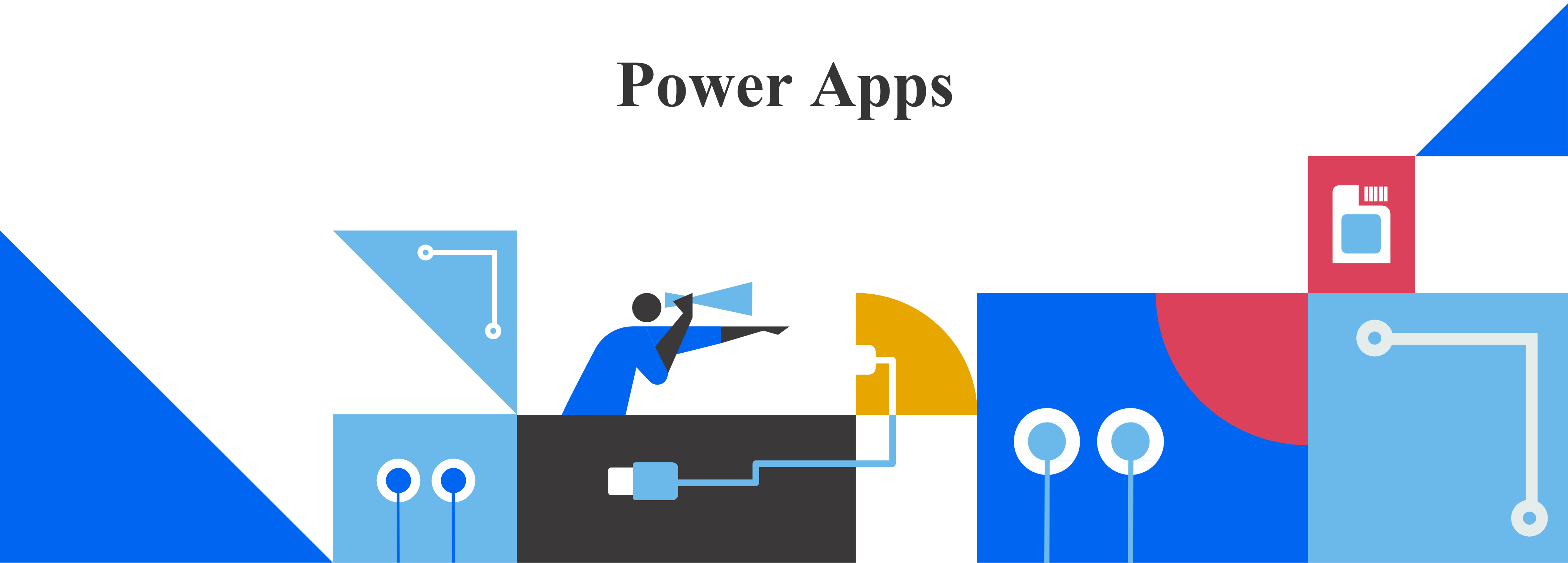
**01** Power Automate Templates

**02** Approvals and Workflows

**03** Bookings



# Power Apps





# What is Power Apps?

Microsoft's Low Code Development tool. Create apps for mobile and desktop using drag & drop interface with low-code.

- 01 Low Code, Rapid development Environment
- 02 Data Connectivity
- 03 Responsive Design as standard
- 04 Integrate with Power Automate for workflows
- 05 Extensibility




# How is it licensed?

Most Microsoft licenses will include basic entitlement to Power Apps

Licensing:	<b>Power Apps Standard</b>	<b>Power Apps Premium</b>	<b>Power Apps Premium (with 2000 seats)</b>
Pricing:	Included	£15.40 per user/month	£9.20 per user/month





# Creating an App/Form

Get started creating new experiences from either Power Apps or Microsoft Lists



Select “**Create**” then either;

- Select a **template** to start from or
- Start from a blank canvas



From a List;

- Select “**Integrate**” not “Automate”
- Select a template that is close to your **intended process**

# Power Apps Demo




**01** Forms with Power Apps

**02** Creating a new app

**03** Template apps



# Power BI





# What is Power BI?

Microsoft's Business Intelligence tool. Create Reports & Dashboards based on your data, or external data sources.

01

Visualise & Analyse

02

Data Connectivity Options

03

Custom Visualisations

04

Integration with Microsoft Tools

05

Mobile Access



# How is it licensed?

Most Microsoft licenses will include basic entitlement to Power BI


Licensing:	Power BI Desktop	Power BI Pro	Power BI Premium	Power BI Embedded
Pricing:	Included	£10.80 per user/month	£18.50 per user/month	Varies on requirements

# Power BI Demo

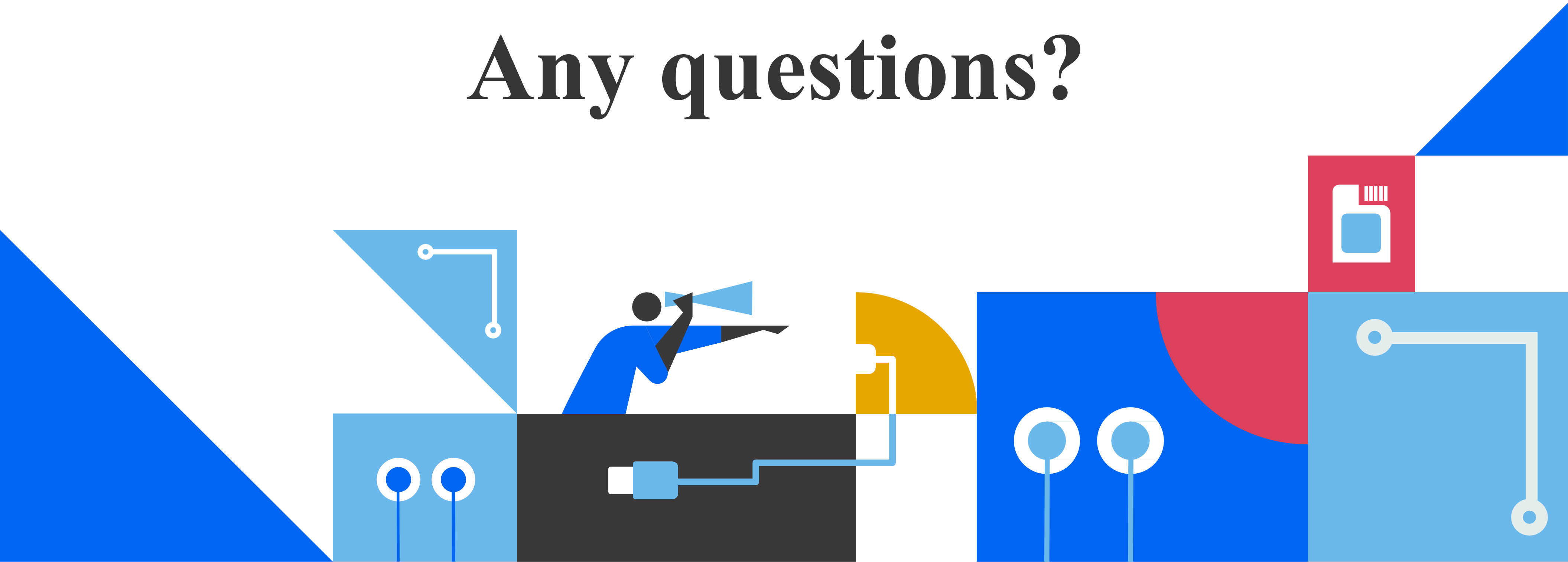


**01** Data Dashboard

**02** Healthcare sector example



*Any questions?*





# Thank you for attending!

Webinar recording will be sent out to everyone, including those who missed it!

Any feedback is welcome! Please contact **[gavin.turnbull@ct.uk](mailto:gavin.turnbull@ct.uk)** with any additional questions you might have.

*Next week...*

## **Episode 4: Utilising Copilot in hospice care**

An explanation of what Copilot is and how it integrates with Microsoft 365 apps to enhance productivity and efficiency.

